

Dear Holy Cross Families,

I hope you are all well. I continue to keep the community in my prayers. I hope that the lessons I have provided are not a burden, but a glimpse of normalcy and routine as seen at school. The lessons are sorted as a checklist to help the student stay organized. Please note that only one lesson is asked to be turned in each week, just like Computer class is scheduled once a week. I understand that internet speed and devices can range home-to-home, so the majority of the lessons may be completed offline. To prove that the work has been completed, students are asked to email me a clear photo of their work. My email address is 1234techclass@gmail.com. Please email me if you have any questions or concerns.

God bless,

Mrs. Basilico
Computers
Holy Cross

Kindergarten – Computer Class Checklist - - Mrs. Basilico

Please take a picture with a smartphone of the completed work and email a clear photo to 1234techclass@gmail.com. Please put student's name and grade in the subject line. This will count as turning in your work. Thank you so much!

Lesson for Monday, March 23rd

- **Keyboard Worksheet:** Fill-in the numbers and letters that are seen on a keyboard. Please use a pencil to complete your work. Be sure to write your name on the paper, nice and big! ***Due by Friday, March 27th.***

Lesson for Monday, March 30th

- **Parts of the Computer Worksheet:** Draw a line from each picture to the correct name of that part. Be sure to write your name on the paper, nice and big! ***Due by Friday, April 3rd***

Lesson for Monday, April 6th

- **Kindergarten Skill Games:** Go to Abcya.com. Click on the yellow K, for Kindergarten. Then, click on the purple button for Skills. Get creative and make something! Practice your mouse skills. Choose to Make a Face, Build a House, or Make a Cake. Have someone help you take a picture of your finished product. This can then be emailed to me at the address listed above. ***Due by Friday, April 10th***

Kindergarten – Keyboard Worksheet - - Mrs. Basilico

Student's Name _____

A diagram of a standard QWERTY keyboard layout. The keyboard is divided into three rows. The top row contains 17 keys: 14 letter keys (Q, W, E, R, T, Y, U, I, O, P, A, S, D, F) and 3 function keys (Esc, F1, F2). The middle row contains 18 keys: 13 letter keys (Tab, Z, X, C, V, B, N, M, comma/less-than, slash/greater-than, apostrophe/quotation mark, backslash/apostrophe, equals/underscore, hyphen/underscore) and 5 function keys (F3, F4, F5, F6, F7). The bottom row contains 18 keys: 13 letter keys (Shift, Q, W, E, R, T, Y, U, I, O, P, A, S, D, F) and 5 function keys (F8, F9, F10, F11, F12). The keyboard is color-coded: the top row is light gray, the middle row is medium gray, and the bottom row is dark gray. The function keys are labeled with their respective F1-F12 numbers. The letter keys are labeled with their respective letters. The Tab key is labeled 'Tab'. The Enter key is labeled 'Enter'. The Shift key is labeled 'Shift'. The Win Key is labeled 'Win Key'. The Menu key is labeled 'Menu'. The Ctrl key is labeled 'Ctrl'. The Alt key is labeled 'Alt'.

Kindergarten – Parts of the Computer Worksheet - - Mrs. Basilico

Student's Name _____

Name: _____

Grade: _____

Learning the Parts of the Computer Review

Directions: Draw a line from the term to the correct picture.

Mouse



Keyboard



Speakers



CPU



Printer



Monitor



1st Grade – Computer Class Checklist - - Mrs. Basilico

Please take a picture with a smartphone of the completed work and email a clear photo to 1234techclass@gmail.com. Please put student's name and grade in the subject line. This will count as turning in your work. Thank you so much!

Lesson for Monday, March 23rd

- **Keyboard Worksheet:** Fill-in the numbers and letters that are seen on a keyboard. Please use a pencil to complete your work. Be sure to write your name on the paper, nice and big! ***Due by Friday, March 27th.***

Lesson for Monday, March 30th

- **Parts of the Computer Worksheet:** Draw a line from each picture to the correct name of that part. Be sure to write your name on the paper, nice and big! ***Due by Friday, April 3rd***

Lesson for Monday, April 6th

- **First Grade Skill Game:** Go to Abcya.com. Click on the red 1, for first grade. Then, click on the purple button for Skills. Get creative! Practice your mouse skills. Choose "Make a Treehouse". Have someone help you take a picture of your finished product. This can then be emailed to me at the address listed above. ***Due by Friday, April 10th***

1st Grade – Keyboard Worksheet - - Mrs. Basilico

Student's Name _____

[illegible]

1st Grade – Parts pf the Computer Worksheet - - Mrs. Basilico

Student's Name _____

Name: _____

Grade: _____


Learning the Parts of the Computer Review

Directions: Draw a line from the term to the correct picture.

Mouse



Keyboard



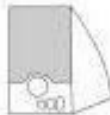
Speakers



CPU



Printer



Monitor



<http://kidscomputerlessons.blogspot.com/>

Please take a picture with a smartphone of the completed work and email a clear photo to 1234techclass@gmail.com. Please put student's name and grade in the subject line. This will count as turning in your work. Thank you so much!

Lesson for Monday, March 23rd

- **Keyboard Worksheet:** Fill-in the numbers and letters that are seen on a keyboard. Please use a pencil to complete your work. Be sure to write your name on the paper, nice and big! ***Due by Friday, March 27th.***

Lesson for Monday, March 30th

- **Parts of the Computer Worksheet:** Draw a line from each picture to the correct name of that part. Be sure to write your name on the paper, nice and big! ***Due by Friday, April 3rd***

Lesson for Monday, April 6th

- **Second Grade Skill Game:** Go to Abcya.com. Click on the blue 2, for second grade. Then, click on the purple button for Skills. Get creative! Practice your mouse skills. Choose "Make a Treehouse". Have someone help you take a picture of your finished product. This can then be emailed to me at the address listed above. ***Due by Friday, April 10th***

Student's Name _____

[illegible]

Student's Name _____

Name: _____

Grade: _____

Learning the Parts of the Computer Review

Directions: Draw a line from the term to the correct picture.

Mouse



Keyboard



Speakers



CPU



Printer



Monitor



3rd Grade – Computer Class Checklist - - Mrs. Basilico

Please take a picture with a smartphone of the completed work and email a clear photo to 1234techclass@gmail.com. Please put student's name and grade in the subject line. This will count as turning in your work. Thank you so much!

Lesson for Monday, March 23rd

- **Keyboard Worksheet:** Fill-in the numbers and letters that are seen on a keyboard. Please use a pencil to complete your work. Be sure to write your name on the paper, nice and neat! ***Due by Friday, March 27th.***

Lesson for Monday, March 30th

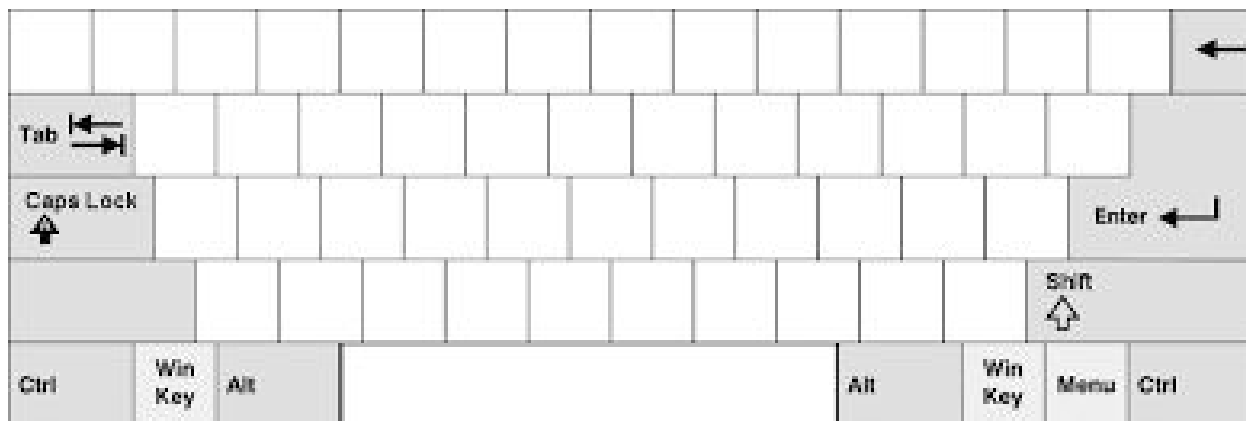
- **Parts of the Computer Worksheet:** Draw a line from each picture to the correct name of that part. Be sure to write your name on the paper, nice and neat! ***Due by Friday, April 3rd***

Lesson for Monday, April 6th

- **Digital Citizen: Keep it Private Worksheet:** *Digital Citizen - Someone who acts safely, responsibly, and respectfully online.* Please use a pencil to complete your work. Be sure to write your name on the paper, nice and neat! ***Due by Friday, April 10th***

3rd Grade – Keyboard Worksheet - - Mrs. Basilico

Name _____



3rd Grade – Parts of the Computer Worksheet - - Mrs. Basilico

Name _____

Name: _____

Grade: _____

Learning the Parts of the Computer Review

Directions: Draw a line from the term to the correct picture.

Mouse



Keyboard



Speakers



CPU



Printer



Monitor



Name _____

3rd Grade - Digital Citizenship

Keep it Private: Learning to be safe and responsible online. (From Code.org)

Just because you **can** share something online doesn't mean that you **should**!

1) Circle the place you would most like to visit online



THE JUNGLE



OUTER SPACE



THE OCEAN

2) Can you spot the private information? Mark "X" through the information that you should not share with people you do not know well.



My address is 2524
Sycamore Lane

My birthday is February
5th, 2006



I like
watermelon



I like swimming

3) On the back of this paper, draw something that you enjoy and want to share on the Internet.

4th Grade – Computer Class Checklist - - Mrs. Basilico

Please take a picture with a smartphone of the completed work and email a clear photo to 1234techclass@gmail.com. Please put student's name and grade in the subject line. This will count as turning in your work. Thank you so much!

Lesson for Monday, March 23rd

- **Keyboard Worksheet:** Fill-in the numbers and letters that are seen on a keyboard. Please use a pencil to complete your work. Be sure to write your name on the paper, nice and neat! ***Due by Friday, March 27th***.

Lesson for Monday, March 30th

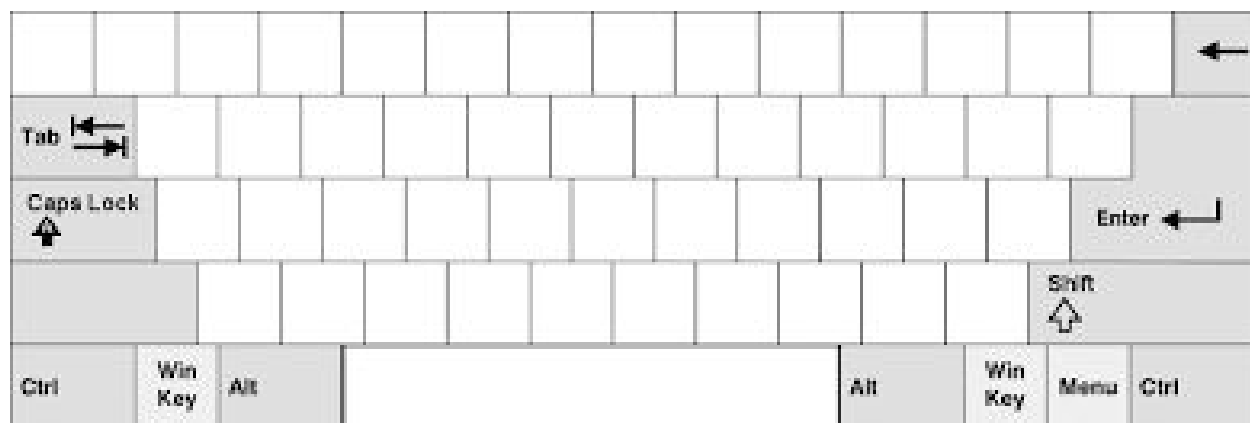
- **Your Digital Footprint Worksheets:** *Digital Footprint: The collected information about an individual across multiple websites on the internet.* Be sure to write your name on the paper, nice and neat! ***Due by Friday, April 3rd***

Lesson for Monday, April 6th

- **Digital Citizen: Keep it Private Worksheet:** *Digital Citizen - Someone who acts safely, responsibly, and respectfully online.* Please use a pencil to complete your work. Be sure to write your name on the paper, nice and neat! ***Due by Friday, April 10th***

4th Grade – Keyboard Worksheet - - Mrs. Basilico


Name _____



Name _____

Mizzle the Mouse

Name:
Mizzle



Where you live:
Mouse Hole




Pet's Name:
Frank the Flea




Favorite Hobby:
Ice Skating



Favorite Food:
Cheese




My favorite photo:



Electra the Elephant

Name:

My full name is Electra Ella Elephant

**Where you live:**

123 Watering Hole Lane
Peanuts, Ohio

**Birthday:**


February 21, 2010

**Username:** gray_toes

Password: bamboo

**Secret:**

My brother and I fight all the time

**My favorite photo:**

Your Digital Footprint: Follow the Digital Trail

Directions

Follow the trails of Mizzle the Mouse and Electra the Elephant. Fill in the chart below. Then answer the questions.

	Mizzle the Mouse	Electra the Elephant
1. Whose full name do you know?		
2. Whose house could you find?		
3. Whose birth date do you know?		
4. Whose username and password do you know?		
5. Who let out a secret on the Internet?		
6. Which animal can you describe better from his or her photo?		

Question

1. Who can the detectives find out more about, and why?

2. Which animal has a bigger digital footprint?

3. Mizzle says some funny things about himself on the Internet.

What are they?

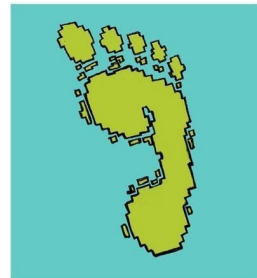
4. Is there anything that Electra posted on the Internet that could become a problem for her? If so, what and why?
-

ASSESSMENT

Your Digital Footprint

1. What is a digital footprint?

- a) A track that animals leave behind
- b) Shoes that you buy on the Internet
- c) The information about you on the Internet






2. What kind of information is safe to share online?

- a) Your birth date
- b) Your first name or computer username
- c) Your address



3. Which animal below has the digital footprint that leaves him or her most unsafe?

HINT: Think about which animal shares the most private information online.

a) Fran the fish 	b) Betty the Bird 	c) Tony the Tiger 
swimming	flying	going to the 3rd street gym
the sea	a nest	523 Green Street
pet's name is Frank	I love seeds!	My real name is Thomas

- a) Fran the fish
- b) Betty the Bird
- c) Tony the Tiger

Name _____

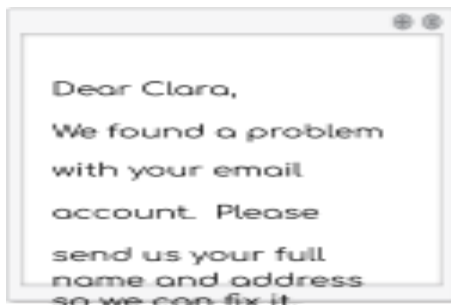
ASSESSMENT

Private and Personal Information

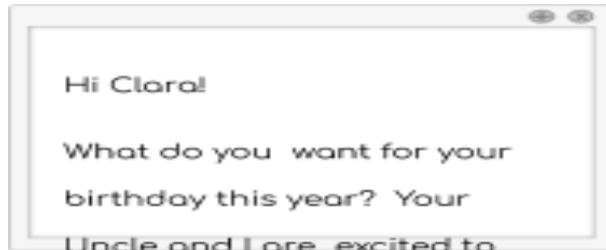
- 1. If a website asks you for your _____ online, you should talk to a parent or family member.**
 - a. favorite color
 - b. date of birth
 - c. screen name

- 2. An identity thief probably would not be interested in your personal information, such as _____.**
 - a. your full name
 - b. your street address
 - c. your favorite movie

- 3. Clara received two emails. Which email should she NOT respond to? Circle your answer.**



Sincerely,
The
SmartMail
.com
Team



Love,
Aunt Patty

5th Grade – Computer Class Checklist - - Mrs. Basilico

Please take a picture with a smartphone of the completed work and email a clear photo to 1234techclass@gmail.com. Please put student's name and grade in the subject line. This will count as turning in your work. Thank you so much!

Lesson for Monday, March 23rd

- **Typing Test:** Go to Typing.com. You do not need to sign-in. Click the yellow button, "for students". Then, click on Tests at the top menu. Choose a 5-minute test and either take a screenshot of your score or take a picture with a smartphone to then email to me. Remember that accuracy is what really matters. **Due by Friday, March 27th.**



Lesson for Monday, March 30th

- **Your Digital Footprint Worksheets:** *Digital Footprint: The collected information about an individual across multiple websites on the internet.* Be sure to write your name on the paper, nice and neat! **Due by Friday, April 3rd**

Lesson for Monday, April 6th

- **Digital Citizen: Keep it Private Worksheet:** *Digital Citizen - Someone who acts safely, responsibly, and respectfully online.* Please use a pencil to complete your work. Be sure to write your name on the paper, nice and neat! **Due by Friday, April 10th**

Name _____

Mizzle the Mouse	
<p>Name: Mizzle</p> 	<p>Where you live: Mouse Hole</p> 

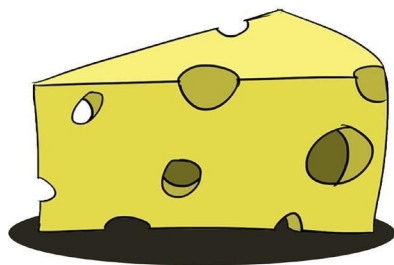
Pet's Name:
Frank the Flea



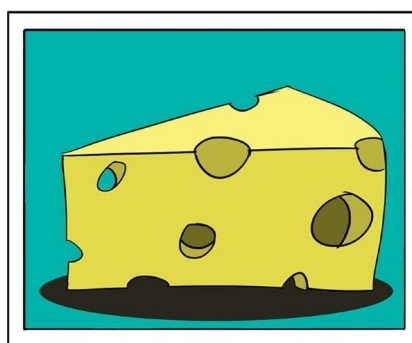
Favorite Hobby:
Ice Skating



Favorite Food:
Cheese




My favorite photo:



Electra the Elephant

Name:

My full name is Electra Ella Elephant

**Where you live:**

123 Watering Hole Lane
Peanuts, Ohio

**Birthday:**



February 21, 2010

**Username:** gray_toes

Password: bamboo

**Secret:**

My brother and I fight all the time

**My favorite photo:**

Your Digital Footprint: Follow the Digital Trail

Directions

Follow the trails of Mizzle the Mouse and Electra the Elephant. Fill in the chart below. Then answer the questions.

	Mizzle the Mouse	Electra the Elephant
1. Whose full name do you know?		
2. Whose house could you find?		
3. Whose birth date do you know?		
4. Whose username and password do you know?		
5. Who let out a secret on the Internet?		
6. Which animal can you describe better from his or her photo?		

Question

1. Who can the detectives find out more about, and why?

2. Which animal has a bigger digital footprint?

5. Mizzle says some funny things about himself on the Internet.

What are they?

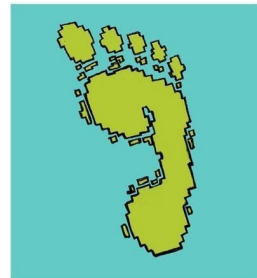
6. Is there anything that Electra posted on the Internet that could become a problem for her? If so, what and why?

ASSESSMENT

Your Digital Footprint

4. What is a digital footprint?

- a) A track that animals leave behind
- b) Shoes that you buy on the Internet
- c) The information about you on the Internet






5. What kind of information is safe to share online?

- a) Your birth date
- b) Your first name or computer username
- c) Your address



6. Which animal below has the digital footprint that leaves him or her most unsafe?

HINT: Think about which animal shares the most private information online.

b) Fran the fish 	 b) Betty the Bird	c) Tony the Tiger 
swimming	flying	going to the 3rd street gym
the sea	a nest	523 Green Street
pet's name is Frank	I love seeds!	My real name is Thomas

- d) Fran the fish
- e) Betty the Bird
- f) Tony the Tiger

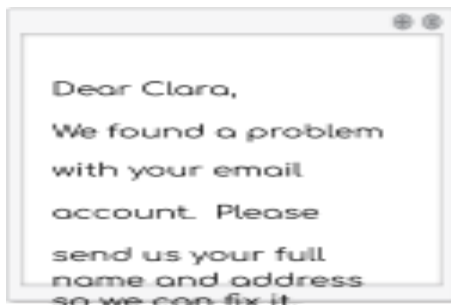
Name _____

ASSESSMENT

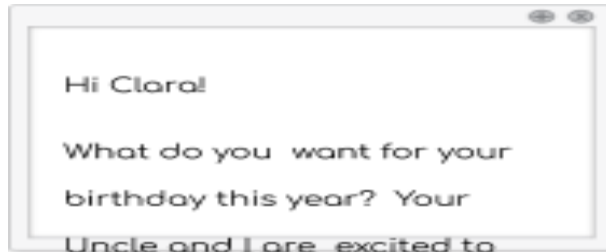
Private and Personal Information

.....

- 4. If a website asks you for your _____ online, you should talk to a parent or family member.**
- a. favorite color
 - b. date of birth
 - c. screen name
- 5. An identity thief probably would not be interested in your personal information, such as _____.**
- a. your full name
 - b. your street address
 - c. your favorite movie
- 6. Clara received two emails. Which email should she NOT respond to? Circle your answer.**



Sincerely,
The
SmartMail
.com
Team



Love,
Aunt Patty

6th Grade – Computer Class Checklist - - Mrs. Basilico

Please take a picture with a smartphone of the completed work and email a clear photo to 1234techclass@gmail.com. Please put student's name and grade in the subject line. This will count as turning in your work. Thank you so much!

Lesson for Monday, March 23rd

- **Typing Test & Tech Readiness #7:** Go to Typing.com. You do not need to sign-in. Click the yellow button, "for students". Then, click on Tests at the top menu. Choose a 5-minute test and either take a screenshot of your score or take a picture with a smartphone to then email to me. Remember that accuracy is what really matters. Then, go to the lessons page and scroll down to select Tech Readiness. Watch video #7: Online Behavior and complete the quiz. Take a screenshot or take a picture with a smartphone of your score on-screen. **Due by Friday, March 27th.**

Lesson for Monday, March 30th - Choose ONE of the lessons listed below.



- **Offline Option, if needed - - Your Digital Footprint Worksheets:** *Digital Footprint: The collected information about an individual across multiple websites on the internet.* Be sure to write your name on the paper, nice and neat! **Due by Friday, April 3rd**
- **Online Option, if available - - Typing.com Reinforcement:** Go to Typing.com. You do not need to sign-in. Click on the yellow button, "for students". Then, scroll down to the Reinforcement tab. Select 6th Grade Vocabulary. Complete 5 sections and take a screenshot or picture with a smartphone of your score on-screen. **Due by Friday, April 3rd.**

Lesson for Monday, April 6th

- **Offline Option, if needed - - Digital Citizen: Keep it Private Worksheet:** *Digital Citizen - Someone who acts safely, responsibly, and respectfully online.* Please use a pencil to complete your work. Be sure to write your name on the paper, nice and neat! ***Due by Friday, April 10th***
- **Online Option, if available - - Typing.com Reinforcement:** Go to Typing.com. You do you need to sign-in. Click on the yellow button, “for students”. Then, scroll down to the Reinforcement tab. Select MLA Citations. Complete 5 sections and take a screenshot or picture with a smartphone of your score on-screen. ***Due by Friday, April 10th.***

6th Grade – **Offline Option** - - Your Digital Footprint Worksheets - - Mrs. Basilico

Name _____

Mizzle the Mouse	
<p>Name: Mizzle</p> 	<p>Where you live: Mouse Hole</p> 

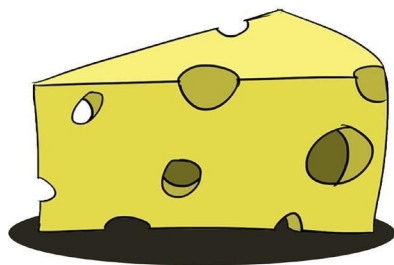
Pet's Name:
Frank the Flea



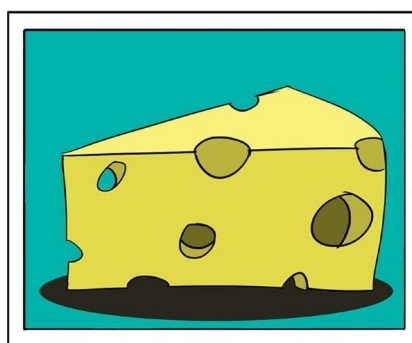
Favorite Hobby:
Ice Skating



Favorite Food:
Cheese




My favorite photo:



Electra the Elephant

Name:


My full name is Electra Ella Elephant

**Where you live:**

123 Watering Hole Lane
Peanuts, Ohio

**Birthday:**


February 21, 2010

**Username:** gray_toes

Password: bamboo

**Secret:**

My brother and I fight all the time

**My favorite photo:**

Your Digital Footprint: Follow the Digital Trail

Directions

Follow the trails of Mizzle the Mouse and Electra the Elephant. Fill in the chart below. Then answer the questions.

	Mizzle the Mouse	Electra the Elephant
1. Whose full name do you know?		
2. Whose house could you find?		
3. Whose birth date do you know?		
4. Whose username and password do you know?		
5. Who let out a secret on the Internet?		
6. Which animal can you describe better from his or her photo?		

Question

1. Who can the detectives find out more about, and why?

2. Which animal has a bigger digital footprint?

7. Mizzle says some funny things about himself on the Internet. What are they?

8. Is there anything that Electra posted on the Internet that could become a problem for her? If so, what and why?

ASSESSMENT

Your Digital Footprint

7. What is a digital footprint?

- a) A track that animals leave behind
- b) Shoes that you buy on the Internet
- c) The information about you on the Internet



8. What kind of information is safe to share online?

- a) Your birth date






b) Your first name or computer username

c) Your address

9. Which animal below has the digital footprint that leaves him or her most unsafe?

HINT: Think about which animal shares the most private information online.

c) Fran the fish 	 b) Betty the Bird	c) Tony the Tiger 
swimming	flying	going to the 3rd street gym
the sea	a nest	523 Green Street
pet's name is Frank	I love seeds!	My real name is Thomas

- g) Fran the fish
- h) Betty the Bird
- i) Tony the Tiger

Offline Option - 6th Grade

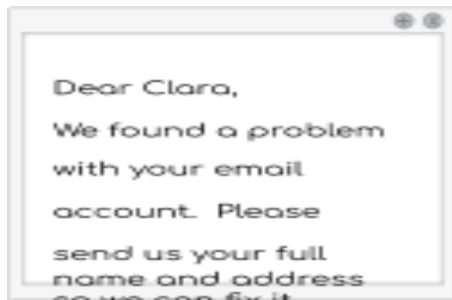
Digital Citizenship: Keep it Private Worksheet - - Mrs. Basilico

Name _____

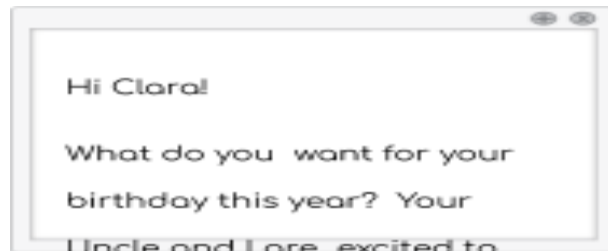
ASSESSMENT

Private and Personal Information

7. If a website asks you for your _____ online, you should talk to a parent or family member.
- a. favorite color
 - b. date of birth
 - c. screen name
8. An identity thief probably would not be interested in your personal _____ information, such as _____.
- a. your full name
 - b. your street address
 - c. your favorite movie
9. Clara received two emails. Which email should she NOT respond to? Circle your answer.



Sincerely,
The
SmartMail
.com
Team



Love,
Aunt Patty

7th Grade – Computer Class Checklist - - Mrs. Basilico

Please take a picture with a smartphone of the completed work and email a clear photo to 1234techclass@gmail.com. This will count as turning in your work. Please put student's name and grade in the subject line. Thank you so much!

Lesson for Monday, March 23rd

- **Career Prep & Tech Readiness #8:** Go to Typing.com. You do not need to sign-in. Click the yellow button, "for students". Then, scroll down to the Career Prep tab. Select #5 Ethics, Values, and Privacy. Complete 5 sections and either take a screenshot of your score or take a picture with a smartphone to then email to me. Remember that accuracy is what really matters. Then, go to the lessons page and scroll down to select Tech Readiness. Watch video #8: Email Rules and Manners and complete the quiz. Take a screenshot or take a picture with a smartphone of your score on-screen. ***Due by Friday, March 27th.***

Lesson for Monday, March 30th

- **Career Prep & Tech Readiness #9:** Go to Typing.com. You do not need to sign-in. Click on the yellow button, "for students". Then, scroll down to the Career Prep tab. Select #6 Computer Hardware and Maintenance. Complete 5 sections and take a screenshot or picture with a smartphone of your score on-screen. Then, go to the lessons page and scroll down to select Tech Readiness. Watch video #9: Email Rules and Manners and complete the quiz. Take a screenshot or take a picture with a smartphone of your score on-screen. ***Due by Friday, April 3rd.***

Lesson for Monday, April 6th

- **Career Prep:** Go to Typing.com. You do you need to sign-in. Click on the yellow button, “for students”. Then, scroll down to the Career Prep tab. Select Evaluating Software. Complete 5 sections and take a screenshot or picture with a smartphone of your score on-screen. ***Due by Friday, April 10th.***

8th Grade – Computer Class Checklist - - Mrs. Basilico

Please take a picture with a smartphone of the completed work and email a clear photo to 1234techclass@gmail.com. Please put student’s name and grade in the subject line. This will count as turning in your work. Thank you so much!

Lesson for Monday, March 23rd

- **Career Prep & Tech Readiness #8:** Go to Typing.com. You do not need to sign-in. Click the yellow button, “for students”. Then, scroll down to the Career Prep tab. Select #5 Ethics, Values, and Privacy. Complete 5 sections and either take a screenshot of your score or take a picture with a smartphone to then email to me. Remember that accuracy is what really matters. Then, go to the lessons page and scroll down to select Tech Readiness. Watch video #8: Email Rules and Manners and complete the quiz. Take a screenshot or take a picture with a smartphone of your score on-screen. ***Due by Friday, March 27th.***

Lesson for Monday, March 30th

- **Career Prep & Tech Readiness #9:** Go to Typing.com. You do not need to sign-in. Click on the yellow button, “for students”. Then, scroll down to the Career Prep tab. Select #6 Computer Hardware and Maintenance. Complete 5 sections and take a screenshot or picture with a smartphone of your score on-screen. Then, go to the lessons page and scroll down to select Tech Readiness. Watch video #9: Email Rules and Manners and complete the quiz. Take a screenshot or take a picture with a smartphone of your score on-screen. ***Due by Friday, April 3rd.***

Lesson for Monday, April 6th

- **Career Prep:** Go to Typing.com. You do you need to sign-in. Click on the yellow button, "for students". Then, scroll down to the Career Prep tab. Select Evaluating Software. Complete 5 sections and take a screenshot or picture with a smartphone of your score on-screen. ***Due by Friday, April 10th.***