

Summer Enrichment for Students Entering First Grade



Dear Crusader Families and Friends,

We are providing these summer enrichment activities for children entering grades kindergarten through eighth grade. Working with your child throughout the summer will lessen the likelihood of the “summer slide,” which is a phrase used to describe the slide backwards that many children experience in reading and math skills over the summer. You can combat the “summer slide” by encouraging your child to devote a small bit of time each day to keeping up skills.

Countless studies show that reading is one of the single most important things a child of any age can do. Reading strengthens vocabulary, exercises the brain, improves concentration, improves language skills, develops imagination, and helps children to develop empathy.

We hope you find these activities helpful! Take time to preview the activities together. We encourage you to have your child create a summer journal.

Thank you for partnering with us in your child’s education!

Sincerely Yours in Christ,

Betsy Davenport
Principal
Holy Cross Catholic School

Sight Word Activities for Students Entering First Grade

Using scissors, cut out the words.

See and Say

Ask your child to look at the word on a flash card and say the word while underlining it with their finger.

Read, Spell, Read

Ask your child to say the word, spell out the letters, then read the word again.

Air Writing

Ask your child to say the word, then write the letters in the air.

Table Writing

Ask your child to read the word, then write the letters on a table using their finger. (Variation: write the word in whip cream, shaving cream, on sandpaper, or a tray of rice.)

am	ate	be	came	did
eat	get	into	new	no
now	on	our	out	ran
ride	saw	say	so	soon
that	under	well	who	yes

Dictation Sentences

Materials: Journal and Pencil

Use one sentence each week during the summer. Read the entire sentence to your child one time. Then, read the sentence word by word. Give your child time to write the words.

1. I see a map.
2. We like to play.
3. The cat and fish go fast.
4. Look at my big dog.
5. Can I have a red hat?
6. We like to run and play.
7. I can go in the car.
8. This is a bump on my leg.
9. He said to run up the hill.
10. Will you see if the bun is hot?

Letter Tiles

Materials: Envelope, Scissors, or Ziploc Bag (to store letters)

Cut out the letter tiles on the following pages. Have your child select letter tiles to make words. Have your child write the words and use them in sentences in his/her journal.

A	A	A	A	B	B
B	B	C	C	C	C
D	D	D	D	E	E
E	E	F	F	F	F
G	G	G	G	H	H
H	H	I	I	I	I

J	J	J	J	K	K
K	K	L	L	L	L
M	M	M	M	N	N
N	N	O	O	O	O
P	P	P	P	Q	Q
Q	Q	R	R	R	R












S	S	S	S	T	T
T	T	U	U	U	U
V	V	V	V	W	W
W	W	X	X	X	X
y	y	y	y	Z	Z
Z	Z				





a	a	a	a	b	b
b	b	c	c	c	c
d	d	d	d	e	e
e	e	f	f	f	f
g	g	g	g	h	h
h	h	i	i	i	i








j	j	j	j	k	k
k	k	l	l	l	l
m	m	m	m	n	n
n	n	o	o	o	o
p	p	p	p	q	q
q	q	r	r	r	r

s	s	s	s	t	t
t	t	u	u	u	u
v	v	v	v	w	w
w	w	x	x	x	x
y	y	y	y	z	z
z	z				

Reading/English Language Arts Summer Enrichment Calendar

Fluency 	Comprehension 	Journal Entry/Writing 	Vocabulary 	Word Work 	Website 	Library Visit 
Read a story with a family member for 15 minutes. Then, read it to them like a storyteller.	Think about the book you read. What did you already know? What new information did you learn? What questions do you still have?	Practice forming your letters correctly. Aa Bb Cc Dd Ee Ff Gg Hh Ii Jj 	Use the following words in a sentence. Write using letter sounds. Discuss beginning and ending sounds. that this then Can you find these words in a story?	Rhyming words have the same ending sound (For example. go-no). Make a list of rhyming words and add them to your word journal. Can you think of words that will rhyme with looks, ten, hats, man?	Visit www.pbskids.org for activities, games, stories, and parent resources.	Plan a visit to your local public library. Check out a title off the summer reading List.
Sight Word Fluency: Do you know the following words: come, today, went, saw, because, this, she, he, is, or with? Write these words on index cards. Practice reading them quickly.	How would you help the character in the story? Write a sentence and illustrate what you would do.	Write about the book that you are currently reading. If you are reading a story, make a prediction about what will happen next?	While the air is still nice and warm, go out and fly a kite! But, before you do, make a list of the things you will need. Then, go outside and have a good time. 	What vowel (a, e, i, o, u) is missing from the words below? s_x n_t b_s l_t h_d p_p m_d p_t m_x h_t c_b t_n h_s s_n b_g w_t m_ss g_t b_ll	Time to brush up on your typing skills! Visit the Typing Factory at https://www.learninggamesforkids.com/keyboard-games/typing-factory.html .	Read any book from the <i>Fly Guy</i> series by Ted Arnold or any other book from your recommended reading list.
Listen to an audiobook in the car today. 	What new information did you learn from your reading? What questions do you still have?	Practice forming your letters correctly. Kk Ll Mm Nn Oo Pp Qq Rr Ss Tt Uu Vv Ww Xx Yy Zz 	Make a list of new words from the story you are reading.	Find three interesting words in a magazine or newspaper. Highlight, circle, or cut and paste the words in your journal. Talk about the words. Write a sentence using the words in your journal.	Visit http://www.turtlediary.com/grade-1-games/esl-efl-games.html to practice spelling, sight words, and read.	Read <i>Honey, I Love</i> by Eloise Greenfield or another book of poetry.
Read a poem out loud. First read it slowly in parts with a family	Read another poem. As you read, visualize by making pictures in your	Write your own poem. Illustrate your poem.	Poems often relate to our five senses: sight, hearing, taste, touch, and	Ask a family member to read aloud a newspaper or a magazine. Did you	Time to brush up on your typing skills! Visit the Typing Factory at	Read <i>Chicken in Space</i> by Adam Lehrhaupt or another book from your

member and then read it again. Can you read it on your own?	mind of what is happening. What do you see? 	 Share it with a friend or family member.	smell. Review the poems that you read. Find words that relate to at least three of your senses. Here is an example: sight: red touch: rough smell: sweet	hear a new and interesting word? Talk about this word. Write it in your journal.	https://www.learninggamesforkids.com/keyboards/games/typing-factory.html .	recommended summer reading list.												
Read a silly story. Take turns reading it aloud with a family member. Listen to how your family member uses expressions while reading. Practice!	Did you read a silly story? What did the characters do that made this story seem silly?	Create your own silly story. A duck riding a bike is silly. What other silly things can you think of an animal doing? Use your imagination. Draw a picture of the characters in your story. 	Use the following words in a sentence. had will up Can you find these words in a story?	Play "I Spy." Name a beginning or ending sound and take turns identifying objects that begin or end with that sound. 	Visit http://www.rif.org and explore the resources, activities, booklists, and apps to help your reading skills grow!	Read <i>Maybe Something Beautiful</i> by F. Isabel Campoy and Theresa Howell or another book on the recommended book list.												
More Sight Word Fluency: Do you know the following words: like, have, said, my, it, will, are, on, was, or come? Write these words on index cards. Practice reading them quickly. Review your earlier words, too!	Would you recommend the book you read from the summer reading list to a friend? What did the author do to make this book interesting?	In your journal, make a list of topics that you are interested in learning more about. Share your list with your family. Find books on these topics when you visit the library.	Play the secret word with a family member. Use these words: fishing, swimming, camping, and family. Start with the first word and give clues about the meaning of words and see if your partner can guess the word. Example: I have lots of sand. People like to swim. People make castles. What am I? Answer: the beach!	Write all the words you can make with these words. <table border="1" data-bbox="1188 735 1396 849"><tr><td>-ack</td><td>-ake</td><td>-ay</td></tr><tr><td>-eck</td><td>-eat</td><td>-ee</td></tr><tr><td>-ick</td><td>-ill</td><td>-ing</td></tr><tr><td>-ock</td><td>-op</td><td>-orn</td></tr></table> (Example: sack, cake, day)	-ack	-ake	-ay	-eck	-eat	-ee	-ick	-ill	-ing	-ock	-op	-orn	Visit http://www.storylineonline.net/ to read stories with Hollywood actors and actresses.	Check out <i>Earth! My First 4.54 Billion Years</i> by Stacy McAnulty. Be sure it is a book about a job that you want to know more about.
-ack	-ake	-ay																
-eck	-eat	-ee																
-ick	-ill	-ing																
-ock	-op	-orn																
Read your favorite part of the library book to a member of your family, but this time read it like a news reporter on television.	What do you like about the book you checked out? What job did you choose? What do you have to learn in school to do that job?	Write about your dream vacation. Where would you go? Why would you go there? Tell what it looks like and who would go with you.	Write 6 words you have learned from reading <i>Earth! My First 4.54 Billion Years</i> by Stacy McAnulty, in your journal, and use each word in a sentence.	Underline the beginning sound of these words, then write a new word with that sound, like this... <u>h</u> at... <u>h</u> orse Bat Go Door Can Mom Fig Stop Pet	Visit http://www.roythezebra.com/ for interactive reading games, guided reading stories, and other activities.	Ask the librarian to recommend a mystery book that you might enjoy reading.												
Read the mystery book that you checked out of the library with a family member.	Ask a family member to choose a comic strip from the newspaper, and then ask them to cut it up. Put the comic strip back together in	Write a thank you note to the librarian at your library for helping you all summer long!	Are you ready to go back to school? Do you have your Back to School supply list? What materials do you think you will need? Illustrate	Play Sight Word Hopscotch! Write your ten words from Sunday on paper or the ground. When you land on the word, read it aloud.	Practice your sight words at http://www.brainpopjr.com/readingandwriting/ .	Be sure to return all of your library books. Enjoy the rest of your summer break, and have a great year!												

	the right order, and explain it to him or her.		and label your supplies in your journal.			
<p>Today, you will begin your summer project.</p> <p>Your project is to make a <i>Meet My Neighbor</i> poster. The poster will be about the jobs that Marc Crabtree talks about in the <i>Meet My Neighbor</i> books that you got from the library.</p> <p>Just like this picture, your poster will tell the name of the job that the book you selected explains.</p> 	<p>Ask a family member to help you while you read your <i>Meet My Neighbor</i> book. Read it three times with their help, and then practice reading it by yourself.</p>	<p>Today, <i>you</i> read your book to a family member. They will be happy to see how well you can read.</p> <p>When you finish reading, ask them to help you answer these important questions and write the answers in your journal.</p> <p>My neighbor's job is: _____</p> <p>A _____'s job is to: _____</p> <p>A _____ uses these tools to do their job: _____</p> <p>Tools are the things a person uses to do their job. If your poster was about a <i>baker</i>, then the tools they use would be a <i>spoon</i>, <i>bowl</i>, <i>apron</i>, and an <i>oven</i>.</p>	<p>Draw a picture of your neighbor and his/her job. If your neighbor wears a uniform, be sure to draw him/her wearing it. A <i>uniform</i> is the special clothing that a person puts on to do their job.</p> <p>Remember to add the tools that you wrote about in your journal yesterday, and the name of your neighbor.</p> 	<p>Ask an adult to help you search the Internet to find out more about your neighbor's job. Write your new facts in your journal.</p> 	<p>In your journal complete the following sentences:</p> <p>This poster describes the job of _____.</p> <p>If you are a _____, that means your job is to _____ and you use these tools: _____, _____, _____, _____.</p> <p>Add these sentences to your poster.</p>	<p>Plan a premiere night! Invite family members and friends over to share your summer project. They will be proud of your work!</p> 

Summer Adventure Book Log

Start your summer adventures here! List the books you have read on this page. Depending on how fast you read and how much you read each day, you may have completed more books than suggested on the calendar. Glue or tape this document to the first page of your journal.

name _____

School

[illegible]

Mathematics Summer Enrichment Calendar

These examples focus on both mathematical skills and problem solving. While you may use calculators and other tools as needed, be prepared to explain the reasoning behind your answers. Some problems require answers from previous activities but, overall, you may do the problems in any order or any day that you choose.

Use coins to show 15¢ at least three different ways.	Does $6+3 = 5+2$? Draw a picture to prove your answer.	Walk around your house and/or apartment. How many windows can you see? How many doors? Which object is there more of, doors or windows?	Count the total number of steps in your house. If you live in an apartment, count the number of steps it takes to get to your apartment door.	Count the number of houses, buildings, and cars in your neighborhood. List your answers in a chart.
Take a tour of the kitchen. Count the how many different cylinders, squares, rectangles, pyramids, and triangles there are.	Draw a number line. Beginning with 18, go back 12 numbers. What number did you stop on?	Write the numbers 16-20. Draw pictures of items or cut pictures from magazines to match the number written.	Write five subtraction sentences that start with the number 5.	Practice skip counting by 2s. You can count by 2s to find out the number of socks in your drawer. Estimate how many socks are in your drawer. Then count the pairs by 2s. To check your answers, separate the pairs and count by ones.
Predict how many jumping jacks you can do in 30 seconds. Test your prediction. Use the terms "less than" or "equal to" to compare your prediction and the actual count.	Look for 15 items in your house that can be matched with the numbers 1 through 10. (ex. 3 pots, 1 microwave, etc.)	Predict three colors for cars you will see. While on a drive, keep a count of the cars on the road that are the colors you predicted.	Cut out some shapes such as circles, squares, triangles, and rectangles. Try to match them with real things in your house or neighborhood.	How many times can you say the alphabet in 30 seconds? Make a prediction and then have an adult time you. Which number was more, the prediction or the actual count? Write a number sentence to show the difference.
Look for patterns on clothes. Copy a pattern you find onto a sheet of paper using crayons or markers.	Go on a shape hunt. Look through your house to find things shaped like a circle, square, triangle, pentagon and hexagon. Make a chart to show your results.	Compare the width of two rooms in your house by using your feet as a measuring tool. Which is wider? How do you know?	What is the shape of a paper towel roll? Cut the roll in half. What shape(s) do you have? Cut the roll from one end to the other and flatten out the shape. What is the flattened shape named?	Use a calendar to determine if there are more Sundays in July or August. Explain your answer.
Cut out the pattern blocks on the resource page. Put shapes together to create other shapes. Make a hexagon using the triangles. What other shapes can you make?	Estimate and count how many bites it takes you to eat a sandwich. Estimate and count how many bites it takes for an adult to eat a sandwich. Are the numbers the same? Why or why not?	Use a deck of playing cards to play a game with addition. Take out all face cards. An ace is one. Stack the cards with the numbers not showing. Each person takes two cards and determines the sum. The person with the highest sum wins the round. Repeat.	Use a deck of playing cards to play a game with subtraction. Take out all face cards. An ace is one. Stack the cards with the numbers not showing. Each person takes two cards and determines the difference. The person with the smallest difference wins the round. Repeat.	

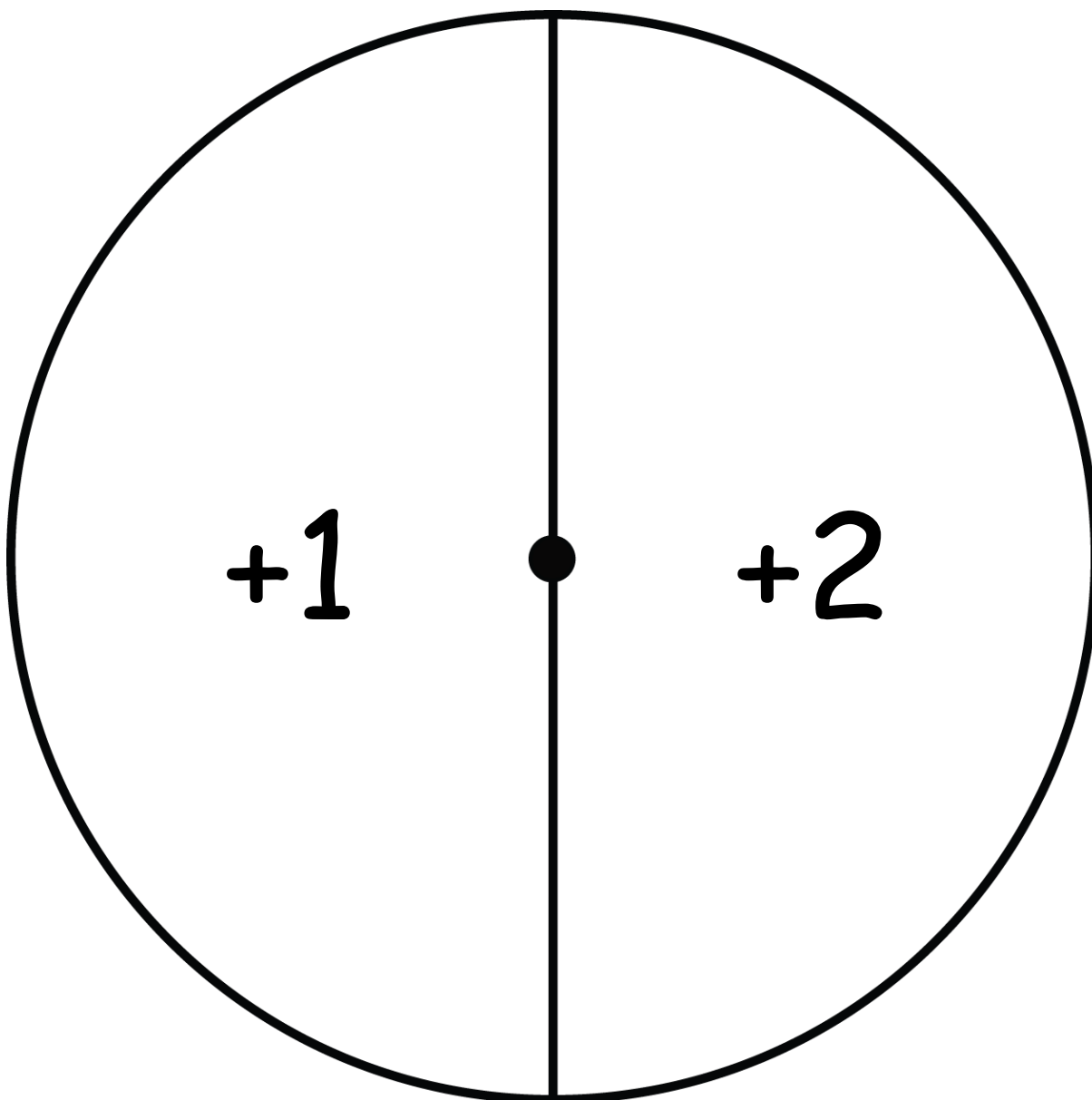
Mathematics Fluency Games

Hop the Line Addition

Materials: Journal, Number Cards, Number Lines, Paper Clip, Pencil, Scissors, and Spinner (on this page)

1. Cut apart the number cards on the next page. Pick a number card.
2. Place a paper clip in the center of the spinner. Place the pencil point in the center of the paper clip. Use your finger to spin the paper clip around the pencil point.
3. The number that the paper clip stops on is what you add to your number card. (+1 or +2).
4. Use the number lines on the "Hop the Line" page to show how to add these numbers together.
5. Record your addition number sentence in your journal.

Spinner



Hop the Line Addition Cards

0

1

2

3

4

5

6

7

8

9

10

Hop the Line

